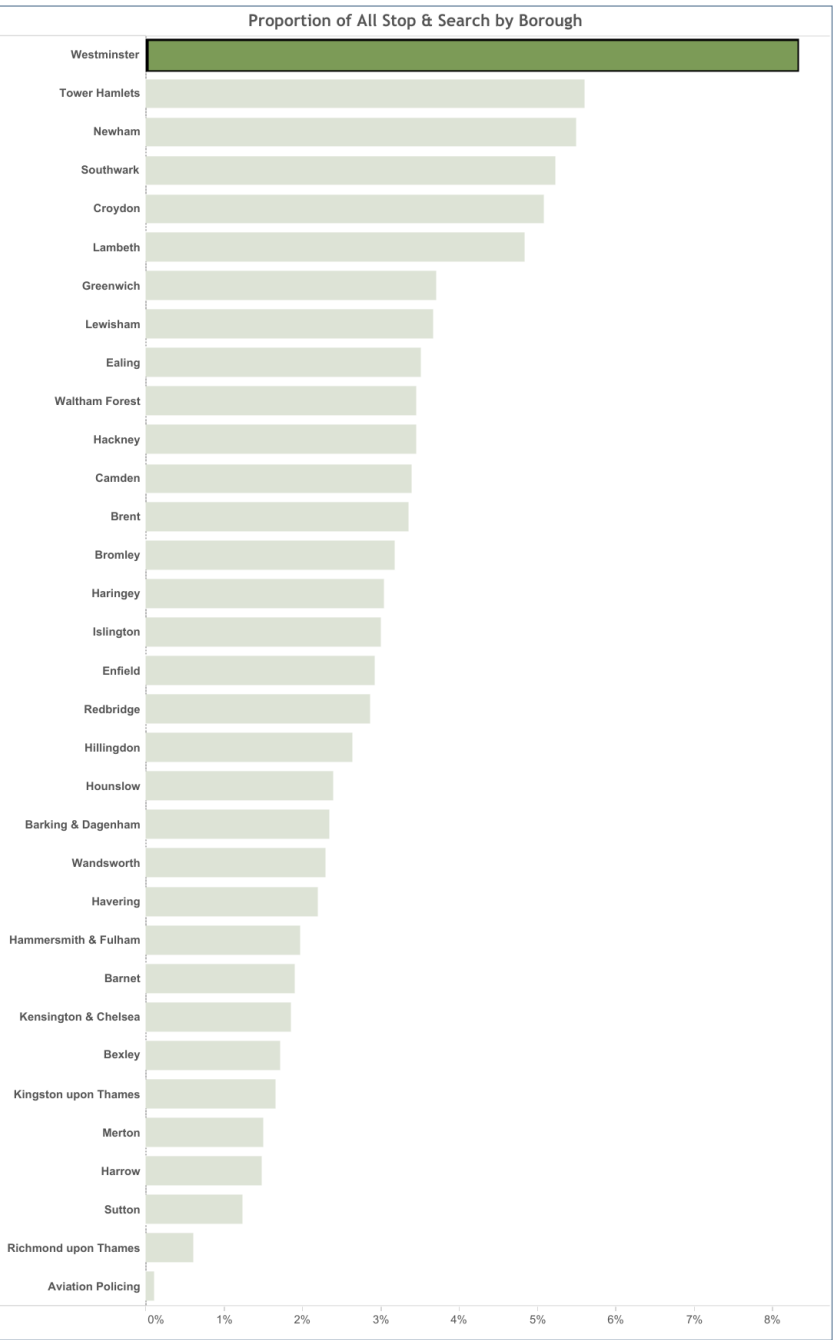
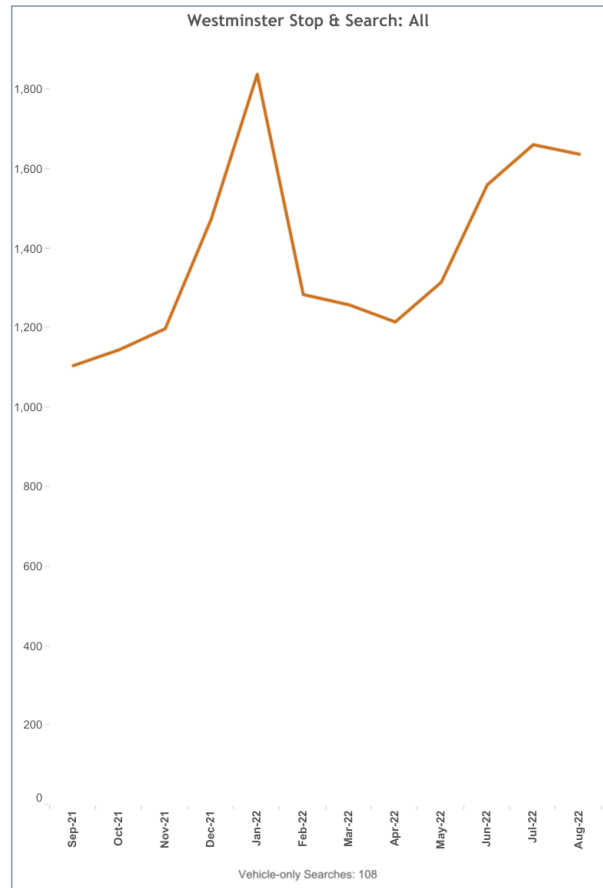
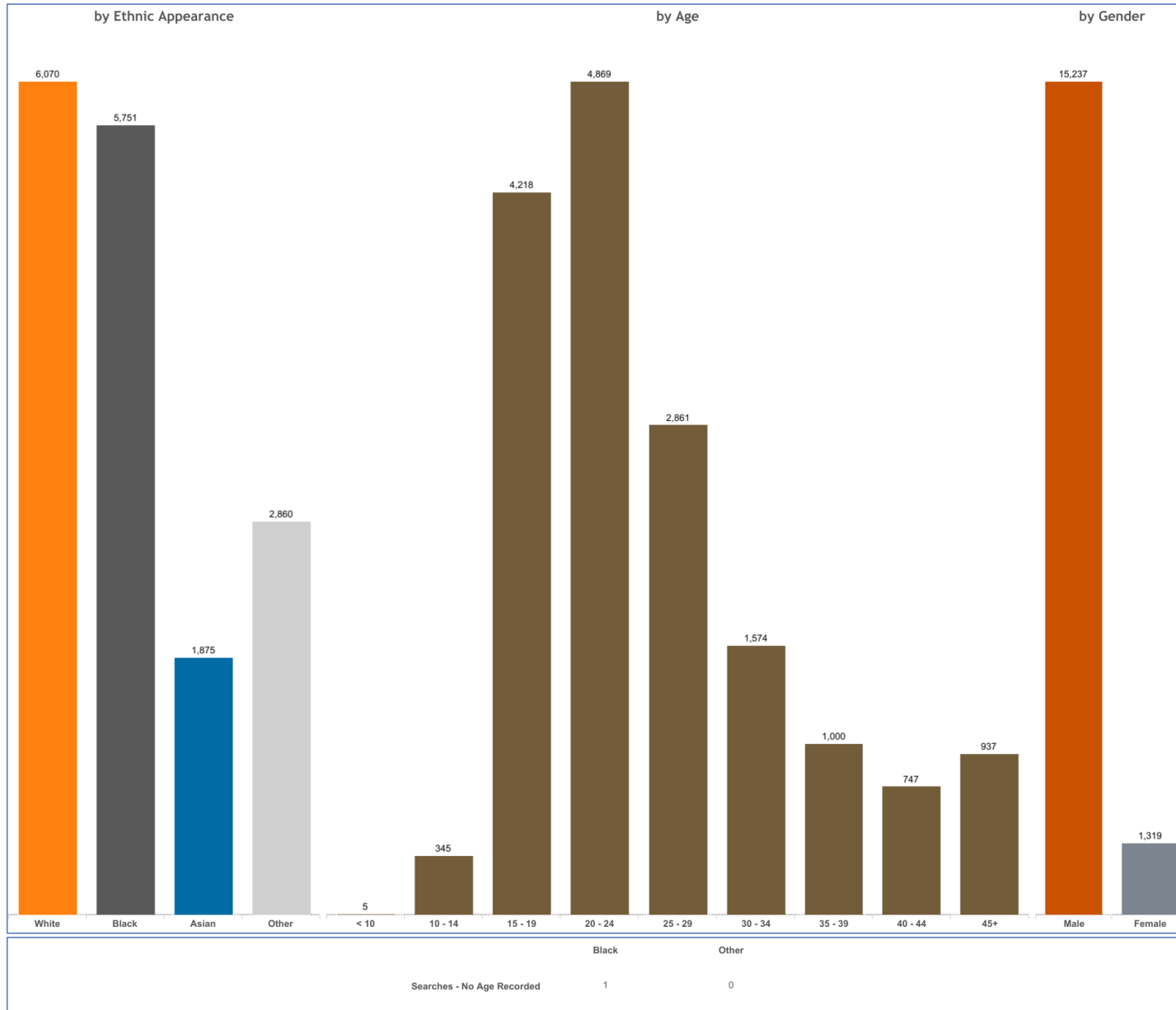


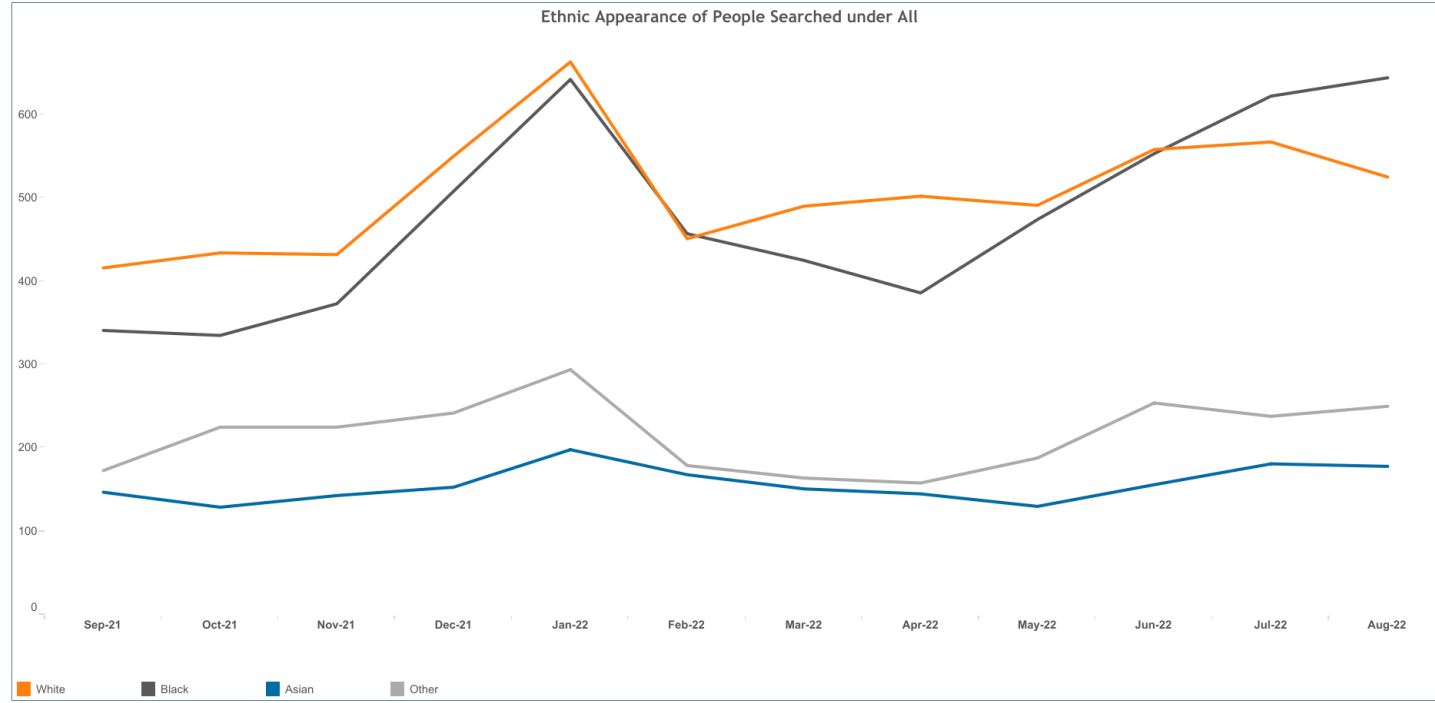
MPS Stop and Search Monthly Report

File created on: 9/13/2022 8:39:10 AM



Search Volumes for the 12 Months: September 2021 to end August 2022



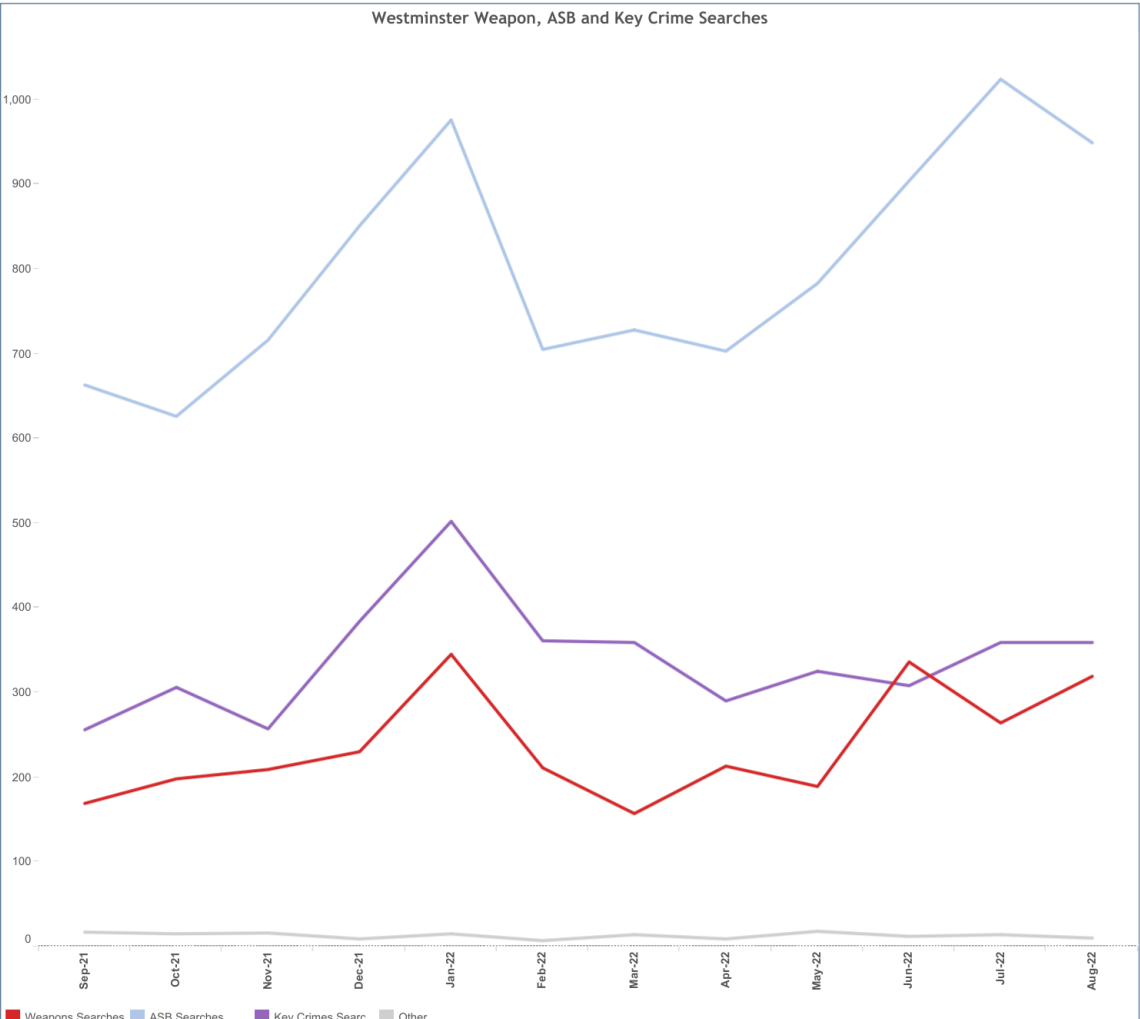


EA	Sep 2021		Oct 2021		Nov 2021		Dec 2021		Jan 2022		Feb 2022		Mar 2022		Apr 2022		May 2022		Jun 2022		Jul 2022		Aug 2022	
	Search Volume	Search per 1000 pop.	Search Volume	Search per 1000 pop.	Search Volume	Search per 1000 pop.	Search Volume	Search per 1000 pop.	Search Volume	Search per 1000 pop.	Search Volume	Search per 1000 pop.	Search Volume	Search per 1000 pop.	Search Volume	Search per 1000 pop.	Search Volume	Search per 1000 pop.	Search Volume	Search per 1000 pop.	Search Volume	Search per 1000 pop.	Search Volume	Search per 1000 pop.
White	416	3.1	434	3.2	432	3.2	550	4.1	663	4.9	451	3.3	490	3.6	502	3.7	491	3.6	558	4.1	567	4.2	525	3.9
Black	341	16.8	335	16.5	373	18.4	508	25.1	642	31.7	457	22.5	425	21	386	19	474	23.4	553	27.3	622	30.7	644	31.8
Asian	147	5	129	4.4	143	4.8	153	5.2	198	6.7	168	5.7	151	5.1	145	4.9	130	4.4	156	5.3	181	6.1	178	6
Other	173	5	225	6.6	225	6.6	242	7.1	294	8.6	179	5.2	164	4.8	158	4.6	188	5.5	254	7.4	238	6.9	250	7.3
All	1,077	4.9	1,123	5.1	1,173	5.3	1,453	6.6	1,797	8.2	1,255	5.7	1,230	5.6	1,191	5.4	1,283	5.8	1,521	6.9	1,608	7.3	1,597	7.3
	Search Volume	% S&S EA NS	Search Volume	% S&S EA NS	Search Volume	% S&S EA NS	Search Volume	% S&S EA NS	Search Volume	% S&S EA NS	Search Volume	% S&S EA NS	Search Volume	% S&S EA NS	Search Volume	% S&S EA NS	Search Volume	% S&S EA NS	Search Volume	% S&S EA NS	Search Volume	% S&S EA NS	Search Volume	% S&S EA NS
NS	15	1.4%	15	1.3%	15	1.3%	12	0.8%	32	1.7%	13	1.0%	22	1.8%	21	1.7%	23	1.8%	35	2.2%	39	2.4%	32	2.0%

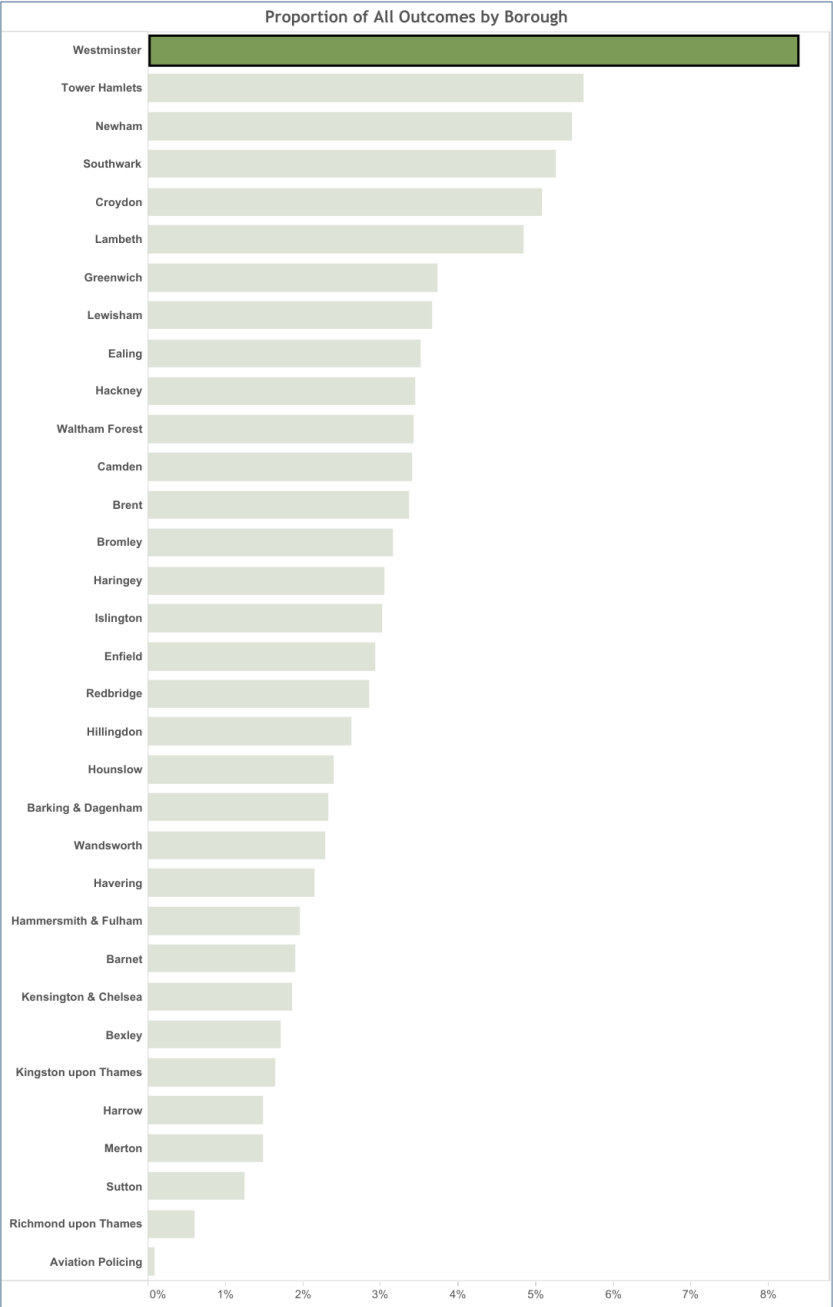
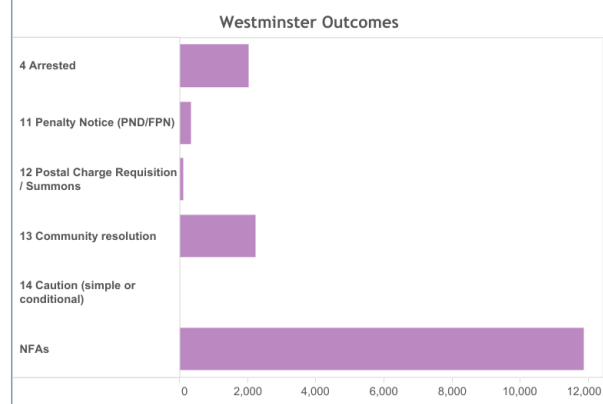
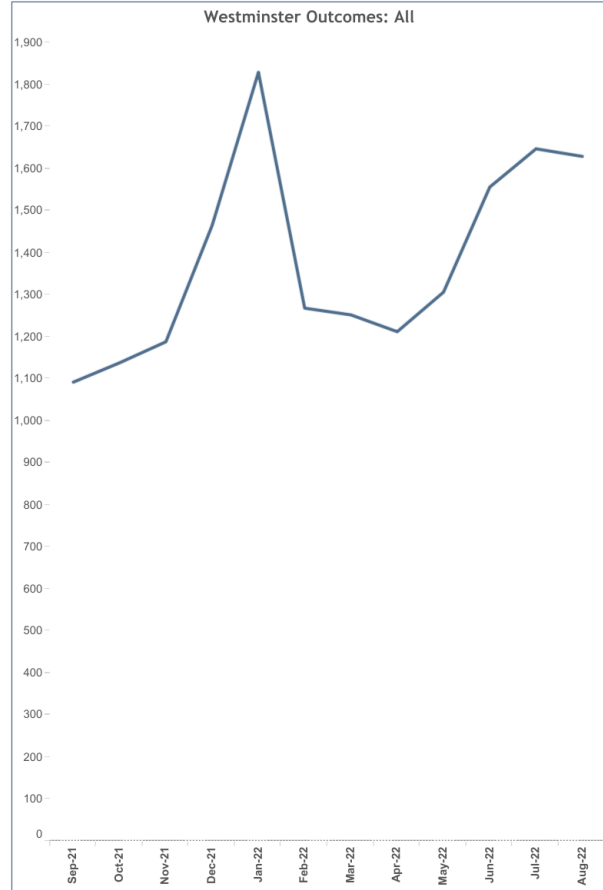
Aug 2021 to Aug 2022

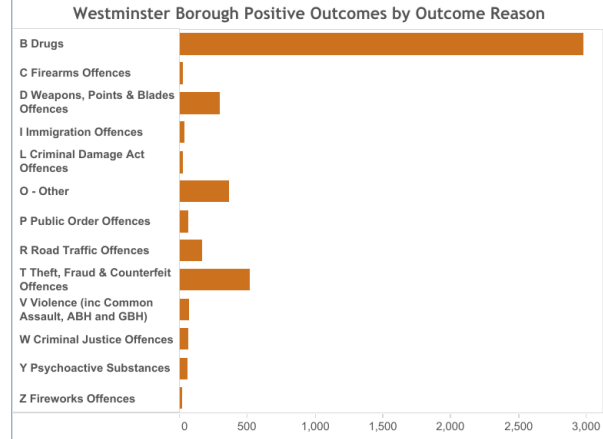
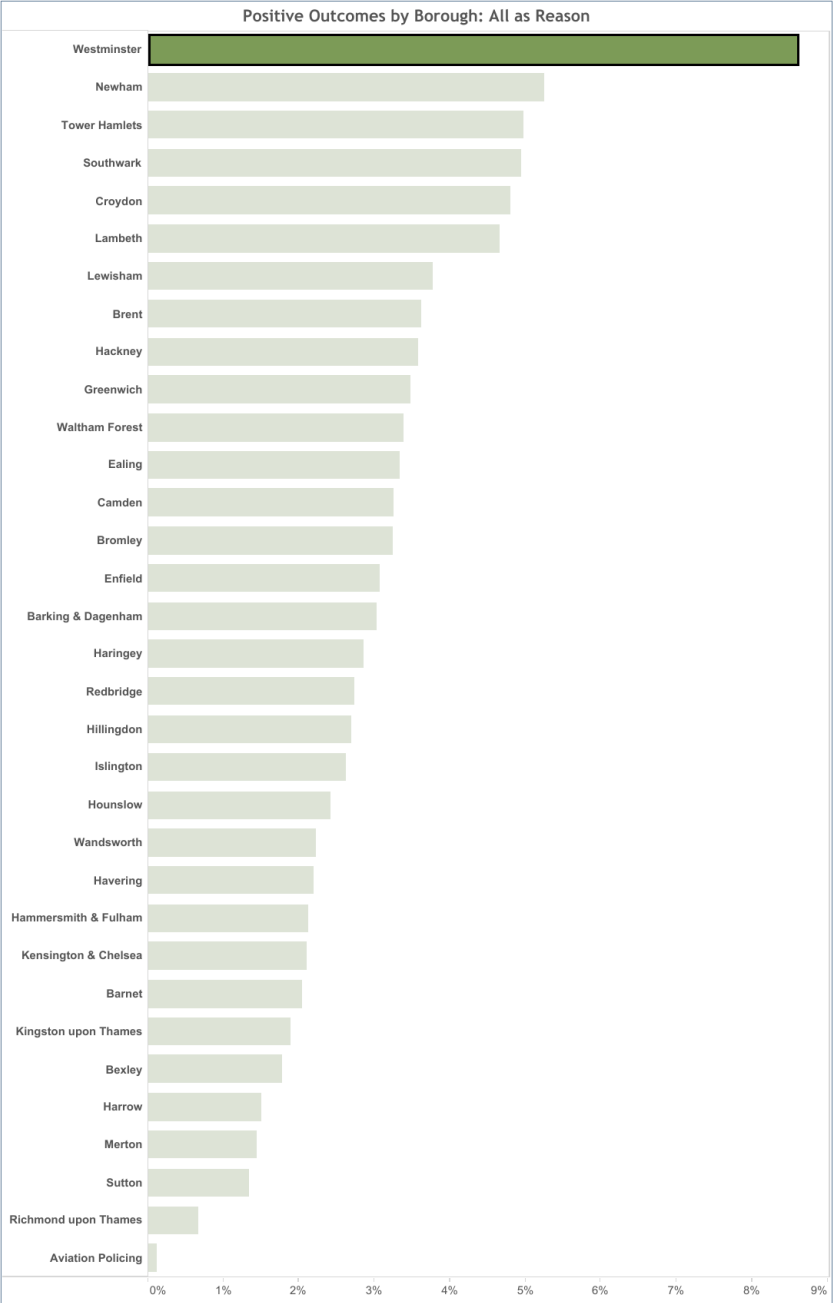
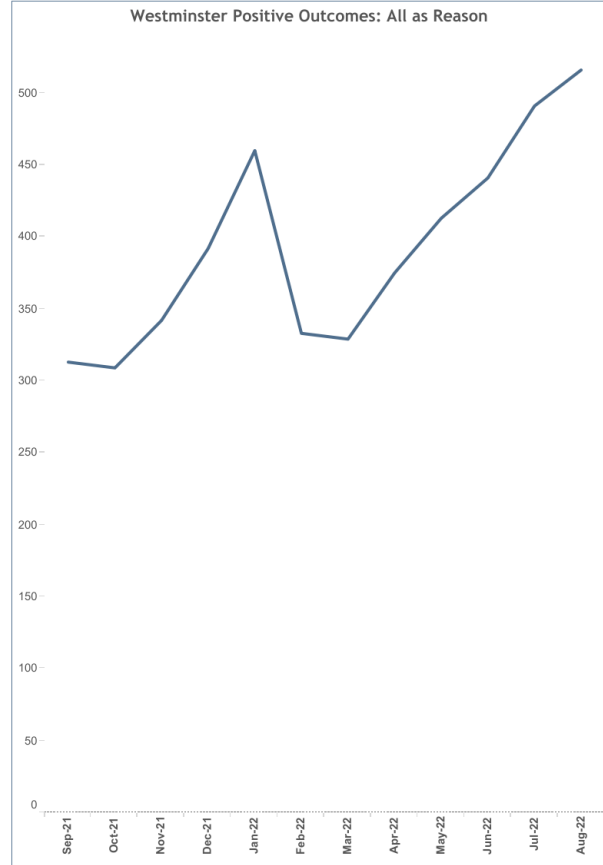
BCU or Borough
Borough

Stop Reason Group
All

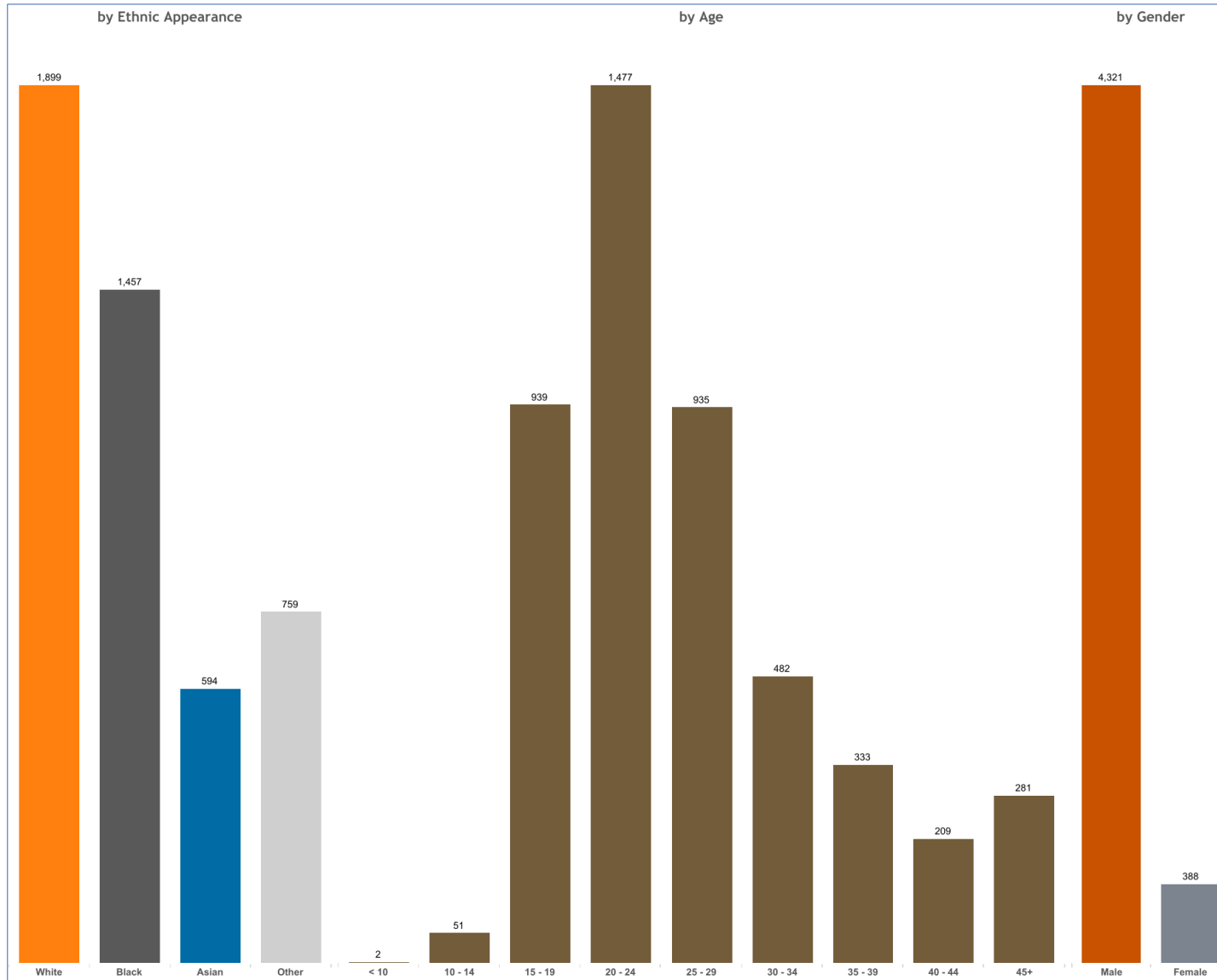


	Sep-21	Oct-21	Nov-21	Dec-21	Jan-22	Feb-22	Mar-22	Apr-22	May-22	Jun-22	Jul-22	Aug-22
Search Volume	1,105	1,145	1,198	1,474	1,838	1,284	1,258	1,215	1,315	1,560	1,661	1,637
% Weapons Searches	15.3%	17.3%	17.4%	15.6%	18.8%	16.4%	12.5%	17.5%	14.4%	21.5%	15.9%	19.5%
% ASB Searches	60.0%	54.7%	59.8%	57.7%	53.1%	54.9%	57.9%	57.9%	59.5%	57.9%	61.6%	58.0%
% Key Crimes Searches	23.2%	26.7%	21.5%	26.1%	27.3%	28.1%	28.5%	23.9%	24.7%	19.7%	21.6%	21.9%
% Other Searches	1.5%	1.3%	1.3%	0.6%	0.8%	0.5%	1.1%	0.7%	1.4%	0.8%	0.8%	0.6%

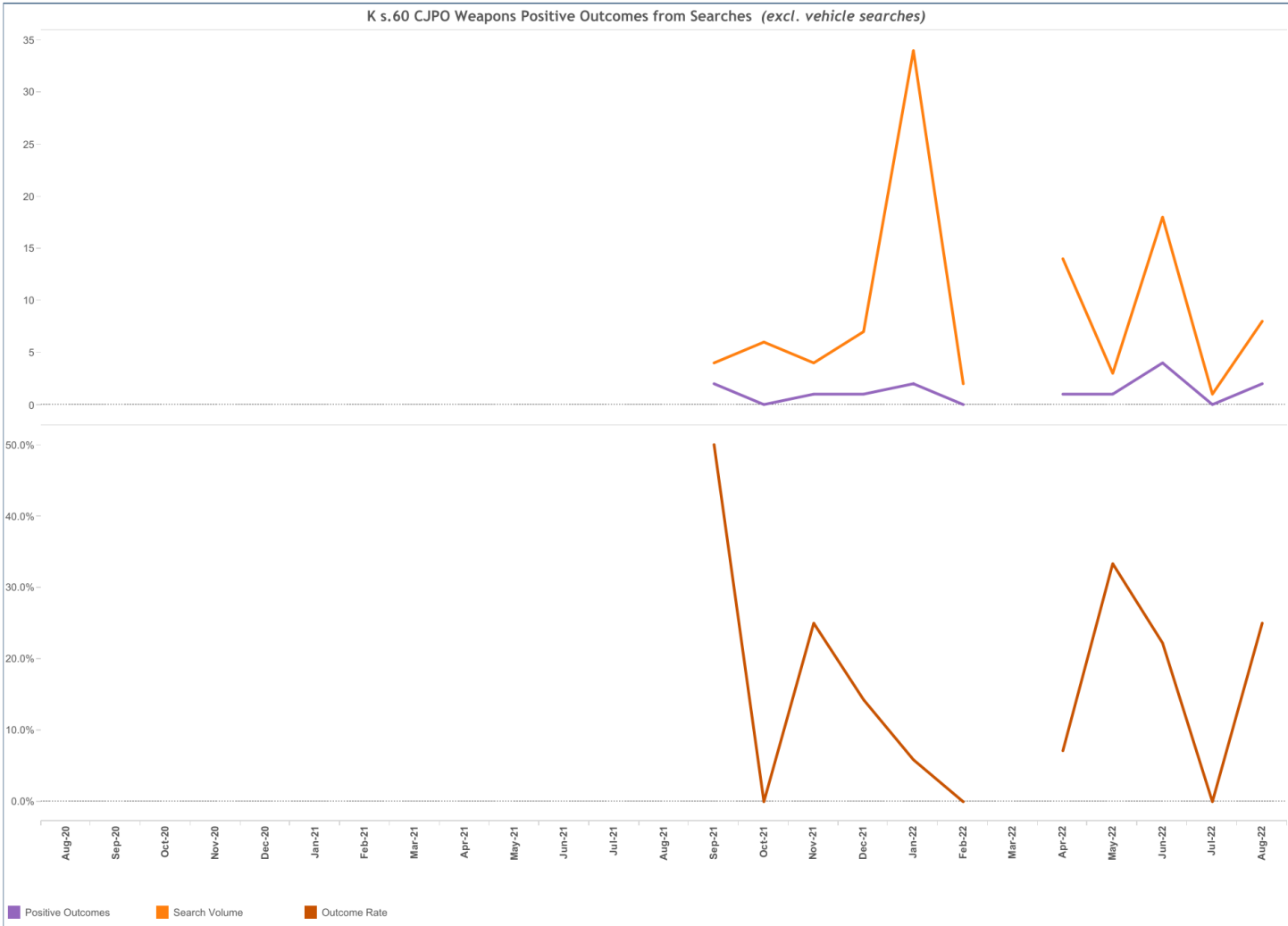




Search Volumes for the 12 Months: September 2021 to end August 2022



Aug 2021 to Aug 2022	BCU or Borough Borough	BOCU Westminster	Stop Reasons K s.60 CJPO Weapons	Ethnic Appearance All	Gender All	Age Group All
----------------------	---------------------------	---------------------	-------------------------------------	--------------------------	---------------	------------------

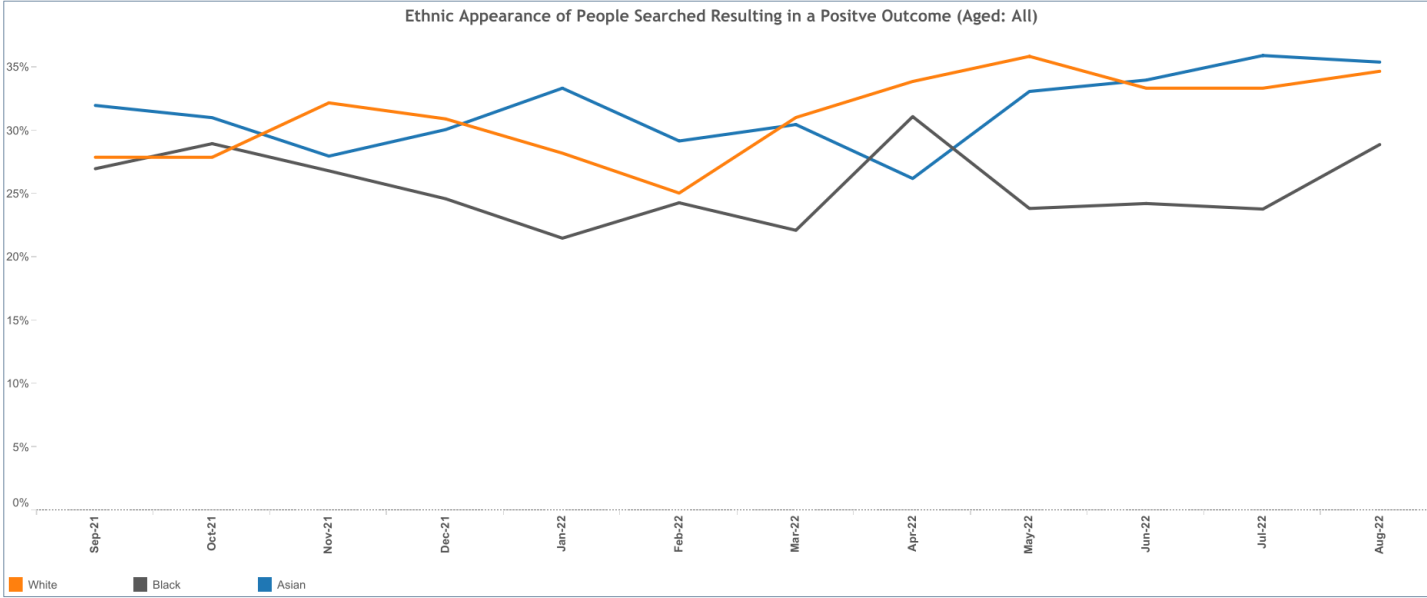


K s.60 CJPO Weapons Positive Outcomes from Searches

	Sep 2021	Oct 2021	Nov 2021	Dec 2021	Jan 2022	Feb 2022	Apr 2022	May 2022	Jun 2022	Jul 2022	Aug 2022
Positive Outcomes	2	0	1	1	2	0	1	1	4	0	2
Search Volume	4	6	4	7	34	2	14	3	18	1	8
Outcome Rate	50.0%	0.0%	25.0%	14.3%	5.9%	0.0%	7.1%	33.3%	22.2%	0.0%	25.0%

K s.60 CJPO Weapons NFAs from Searches

	Sep 2021	Oct 2021	Nov 2021	Dec 2021	Jan 2022	Feb 2022	Apr 2022	May 2022	Jun 2022	Jul 2022	Aug 2022
NFA	2	6	3	6	32	2	13	2	14	1	6



	Sep 2021		Oct 2021		Nov 2021		Dec 2021		Jan 2022		Feb 2022		Mar 2022		Apr 2022		May 2022		Jun 2022		Jul 2022		Aug 2022	
	Search Volume	Positive Outcomes	Search Volume	Positive Outcomes	Search Volume	Positive Outcomes	Search Volume	Positive Outcomes	Search Volume	Positive Outcomes	Search Volume	Positive Outcomes	Search Volume	Positive Outcomes	Search Volume	Positive Outcomes	Search Volume	Positive Outcomes	Search Volume	Positive Outcomes	Search Volume	Positive Outcomes	Search Volume	Positive Outcomes
White	416	116	434	121	432	139	550	170	663	187	451	113	490	152	502	170	491	176	558	186	567	189	525	182
Black	341	92	335	97	373	100	508	125	642	138	457	111	425	94	386	120	474	113	553	134	622	148	644	186
Asian	147	47	129	40	143	40	153	46	198	66	168	49	151	46	145	38	130	43	156	53	181	65	178	63
Other	173	54	225	48	225	60	242	48	294	63	179	56	164	36	158	38	188	70	254	63	238	75	250	73
NS	15	4	15	3	15	3	12	3	32	6	13	4	22	1	21	9	23	11	35	5	39	14	32	12
Total	1,092	313	1,138	309	1,188	342	1,465	392	1,829	460	1,268	333	1,252	329	1,212	375	1,306	413	1,556	441	1,647	491	1,629	516

Positive Outcome Rate

	Sep 2021	Oct 2021	Nov 2021	Dec 2021	Jan 2022	Feb 2022	Mar 2022	Apr 2022	May 2022	Jun 2022	Jul 2022	Aug 2022
White	27.9%	27.9%	32.2%	30.9%	28.2%	25.1%	31.0%	33.9%	35.8%	33.3%	33.3%	34.7%
Black	27.0%	29.0%	26.8%	24.6%	21.5%	24.3%	22.1%	31.1%	23.8%	24.2%	23.8%	28.9%
Asian	32.0%	31.0%	28.0%	30.1%	33.3%	29.2%	30.5%	26.2%	33.1%	34.0%	35.9%	35.4%
Other	31.2%	21.3%	26.7%	19.8%	21.4%	31.3%	22.0%	24.1%	37.2%	24.8%	31.5%	29.2%
NS	26.7%	20.0%	20.0%	25.0%	18.8%	30.8%	4.5%	42.9%	47.8%	14.3%	35.9%	37.5%
Total	28.7%	27.2%	28.8%	26.8%	25.2%	26.3%	26.3%	30.9%	31.6%	28.3%	29.8%	31.7%

Aug 2022 to Aug 2022

BCU or Borough
Borough

BOCU
Westminster

Ethnic Appearance
All

Gender
All

Age Group
All

If no data is showing, change the range of the 'Date Period' filter

Comparison from start August 2022 to end August 2022

Outcome	Searches and Subsequent Outcomes				Total
	Weapons Searches	ASB Searches	Key Crimes Searches	Other	
4 Arrested	59	110	58	1	228
11 Penalty Notice (PND/FPN)	4	25	5		34
12 Postal Charge Requisition / Summons	3	15	1		19
13 Community resolution	7	211	19	1	238
All Outcomes	73	361	83	2	519

	Searches and Subsequent Outcome Reasons				Total
	Weapons Searches	ASB Searches	Key Crimes Searches	Other	
B Drugs	20	288	14	2	324
C Firearms Offences	1	1	1		3
D Weapons, Points & Blades Offences	18	17	2		37
L Criminal Damage Act Offences			2		2
O - Other	18	27	12		57
P Public Order Offences	1	1	2		4
R Road Traffic Offences	1	9	1		11
T Theft, Fraud & Counterfeit Offences	8	4	47		59
V Violence (inc Common Assault, ABH and GBH)	3	1	1		5
W Criminal Justice Offences	2	3	1		6
Y Psychoactive Substances	1	10			11
All Outcome Reasons	73	361	83	2	519

	Weapons Searches	ASB Searches	Key Crimes Searches	Other	Null	Total
NFAs	246	588	276	8		1,118

Aug 2022 to Aug 2022

BCU or Borough
Borough

Stop Reasons
All

Ethnic Appearance
All

Gender
All

Age Group
All

If no data is showing, change the range of the 'Date Period' filter

MPS Comparison from start August 2022 to end August 2022

	Search Volume	% Weapons Searches	% ASB Searches	% Key Crimes Searches	Outcome Rate	Arrest Rate
Barking & Dagenham	291	17.9%	68.4%	13.4%	42.3%	12.4%
Barnet	209	18.2%	62.2%	19.1%	27.3%	12.4%
Bexley	250	7.2%	76.8%	16.0%	31.6%	14.4%
Brent	507	24.3%	57.4%	15.0%	30.2%	14.2%
Bromley	439	11.4%	64.2%	24.4%	32.1%	14.1%
Camden	572	15.2%	69.8%	14.5%	28.0%	18.2%
Croydon	593	25.5%	59.2%	15.2%	28.2%	14.2%
Ealing	552	15.2%	68.8%	15.8%	25.4%	14.1%
Enfield	379	21.4%	56.7%	20.3%	31.9%	18.5%
Greenwich	477	14.0%	73.2%	12.2%	29.6%	11.1%
Hackney	647	25.7%	57.3%	17.0%	29.1%	17.3%
Hammersmith & Fulham	321	23.1%	56.4%	19.6%	32.7%	17.4%
Haringey	606	23.8%	60.7%	15.3%	29.4%	17.5%
Harrow	185	5.9%	74.1%	18.9%	30.3%	8.6%
Havering	319	15.7%	66.5%	17.2%	31.3%	17.6%
Hillingdon	369	17.3%	61.2%	21.4%	29.8%	14.6%
Hounslow	300	9.0%	68.7%	22.3%	35.3%	18.0%
Islington	516	13.8%	64.0%	21.9%	26.4%	15.1%
Kensington & Chelsea	590	35.9%	52.0%	11.5%	28.3%	13.7%
Kingston upon Thames	203	11.8%	70.4%	16.7%	28.1%	13.3%
Lambeth	602	36.2%	46.0%	17.3%	29.4%	20.6%
Lewisham	530	18.7%	62.8%	18.1%	33.8%	22.6%
Merton	177	17.5%	61.0%	21.5%	28.2%	15.3%
Newham	966	15.3%	73.3%	11.3%	28.5%	11.4%
Redbridge	358	10.9%	69.8%	18.7%	30.2%	12.6%
Richmond upon Thames	79	6.3%	72.2%	21.5%	30.4%	13.9%
Southwark	908	27.9%	42.8%	28.9%	20.3%	11.6%
Sutton	141	11.3%	68.8%	19.1%	36.2%	10.6%
Tower Hamlets	698	15.2%	75.8%	8.5%	28.9%	15.2%
Waltham Forest	615	24.2%	62.9%	12.7%	30.9%	11.5%
Wandsworth	403	18.9%	65.0%	14.9%	26.3%	14.6%
Westminster	1,637	19.5%	58.0%	21.9%	31.7%	13.9%
Aviation Policing	27	29.6%	40.7%	29.6%	29.6%	22.2%
Grand Total	15,466	19.8%	62.2%	17.4%	29.5%	14.8%

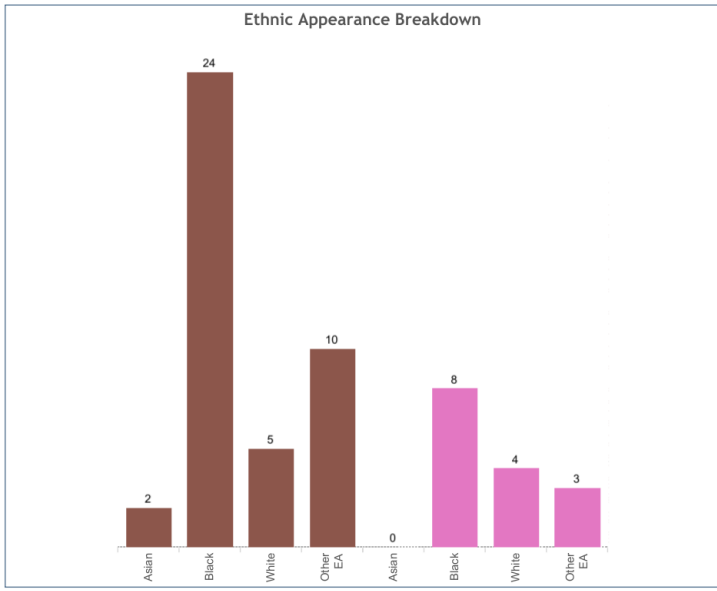
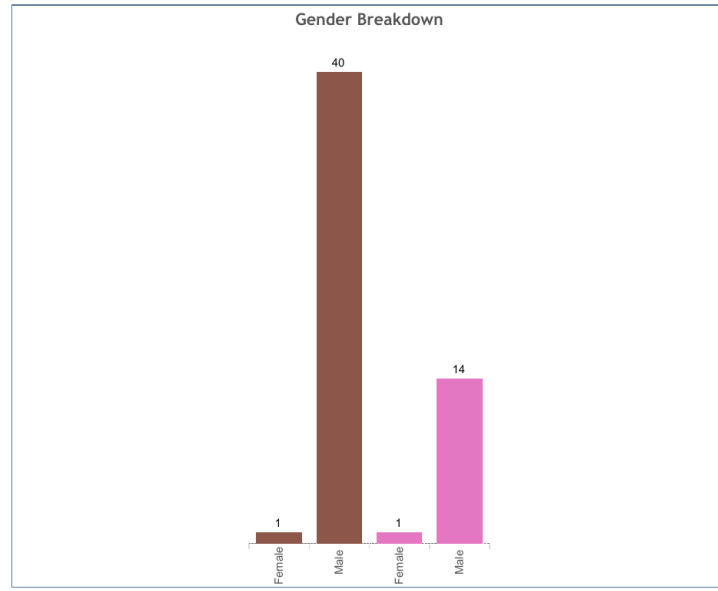
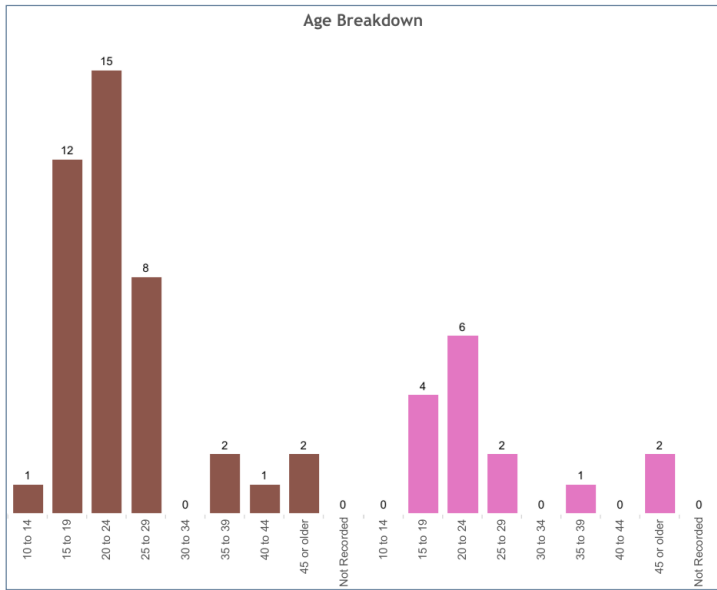
OCU of Stop Officer

SO18 - Aviation Security

SO6 - DPG	18	5.6%	61.1%	33.3%	44.4%	5.6%
TP \ Other	1,619	19.6%	57.9%	21.8%	31.6%	14.0%
Grand Total	1,637	19.5%	58.0%	21.9%	31.7%	13.9%

More Thorough Searches for July 2022

More Thorough Searches	More Thorough Searches where Intimate Parts Exposed
All More Thorough Searches	41
Positive Outcomes	23
Positive Outcome Rate	56%
Arrests	20
Arrest Rate	49%



BCU or Borough
Borough

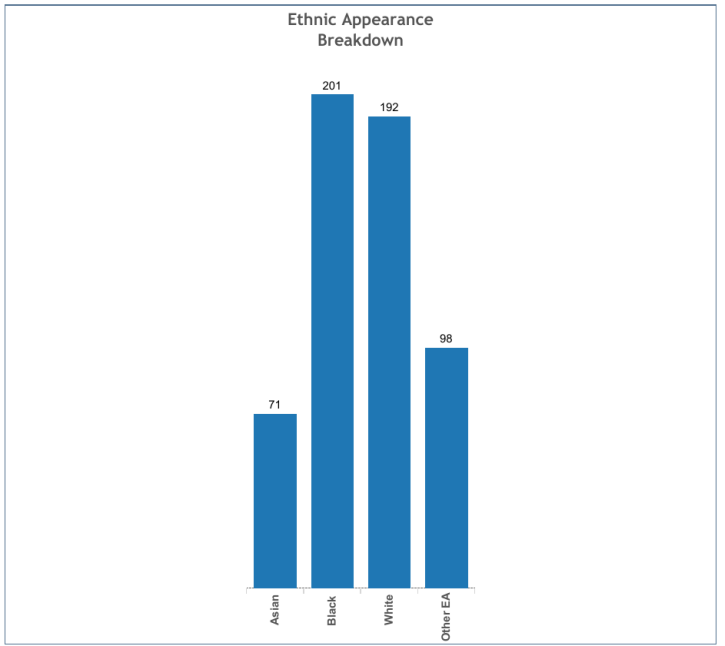
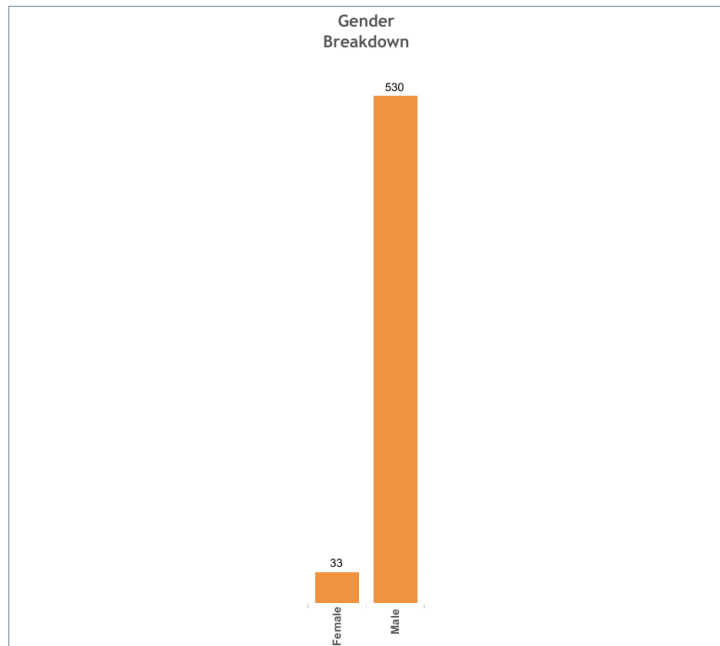
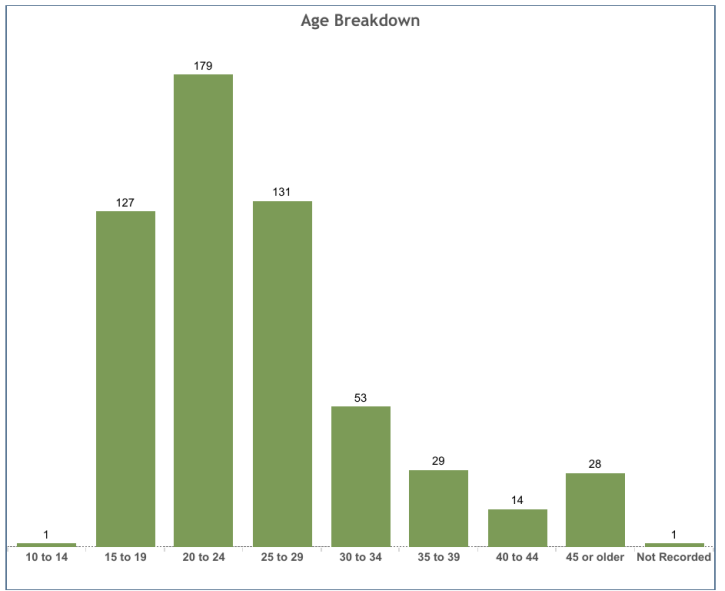
BOCU
City of Westminster

Object of Search Measure
Any

Object Searches for July 2022

Search Type	Object of Search Found	% of All Searches	Other Object Found	% of All Searches	Any Object Found	% of All Searches	All Searches
Person	463	32%	0	0%	494	34%	1,440
Person and Vehicle	63	31%	0	0%	68	34%	202
Vehicle	7	50%	0	0%	7	50%	14
Grand Total	533	32%	0	0%	569	34%	1,656

Note: The 'All Searches' totals above may not exactly match those quoted elsewhere in the report due to different extract dates.



Guidance Notes:

These are the latest stops and searches figures as of the date of extract shown on cover page.

The Borough shown is location of search and not necessarily the borough of the officer conducting the search.

The ethnicity of persons stopped and searched within the central London area are unlikely to reflect the resident population due to large numbers of both British and foreign tourists in this region.

This report uses 2011 Census data. This is held in 18+1 format and the recorded ethnic appearance of the Stop/Search (4+1) must be mapped to the appropriate 18+1 Census categories. The categories are mapped as follows:

White = White British, White Irish, White Gypsy or Irish Traveller, and any other White Background.

Black = Black or Black British, Caribbean, African, Mixed White and Black Caribbean, Mixed White and Black African, and any other Black Background

Asian = Asian or Asian British Indian, Pakistani, Bangladeshi, Chinese, Mixed White and Asian and any other Asian background.

Other = Arab, and any other Ethnic Group

	Male	Female	Total
White	2,411,433	2,470,203	4,881,636
Black	597,281	675,995	1,273,276
Asian	756,496	731,512	1,488,008
Other	263,988	259,658	523,646
Total	4,029,198	4,137,368	8,166,566

London population by Gender and Ethnicity (2011)

Glossary:

Stop and Account - When an officer requests a person in a public place to account for their actions, their behaviour, their presence in an area or their possession of anything.

Stop and Search (S&S) - When an officer stops a member of the public and searches them. The police can only detain members of the public in order to carry out a search when certain conditions have been met. Search powers fall under different areas of legislation which include searching for

- stolen property
- prohibited articles namely offensive weapons or anything used for burglary, theft, deception or criminal damage
- drugs
- guns

Historically searches of unattended vehicles and vessels have made up a very low proportion of search activity.

PACE and Other Stops and Searches - Stops and Searches under PACE (Police and Criminal Evidence Act), S23 Drugs Act, S47 Firearms Act plus a very small number not included in the other categories (e.g. s27(1) Aviation Security Act 1982 or S7 Sporting Events (Control of Alcohol) Act 1985)

Section 60 Criminal Justice & Public Order Act 1994 (s.60) - Where an authorising officer reasonably believes that serious violence may take place or that persons are carrying dangerous instruments or offensive weapons without good reason they may authorise powers for officers in uniform to stop and search any person or vehicles within a defined area and time period.

Search Groupings - Searches within this report are sometimes grouped as either **Weapons, ASB or Key Crime** searches. The **Weapons** group is composed of stops recorded under codes C - Firearms (s47 Firearms Act), D - Offensive Weapons (s1 PACE), K - Anticipated Violence (s60 CJPO). The **ASB** group is composed of codes B - Drugs (s23 Misuse of Drugs Act), L - Criminal Damage (s1 Pace), Y- Psychoactive Substances, Z - Fireworks (s1 Pace). The **Key Crime** Group is composed of codes A - Stolen Property (s1 PACE), F- Going Equipped (s1 PACE).

Positive Outcomes - A Positive Outcome is any outcome other than 'No Further Action (NFA)'The Positive Outcome rate is determined by dividing the number of positive outcomes by the total number of searches.

Ethnic Appearance - The ethnicity of the person stopped as perceived by the officer. For further information on the mapping of 4+1 groupings to 18+1 census data please see HO report Statistics on Race and the Criminal Justice System 2010 at <http://www.homeoffice.gov.uk/rds/pubsstatistical.html>

Self Defined Ethnicity (SDE) - The ethnic group as defined by the person stopped (National Census categories).

Please click on the link below to download the dataset from the London data Store:

<https://data.london.gov.uk/dataset/?org=db7940dd-ee1a-4a68-b874-c34151e16e82>

MPS Stop and Search Monitoring Dashboard

Data up to end: August 2022

Title and Version: **MPS Stop and Search Monitoring Dashboard (PD822)**

Relevant To: MPS, Community Groups

Summary: Stops and Search and Arrest volumes

Government Security Classification (GSC): Official

Suitable For Publication Scheme: Yes

Creating Branch: MPS - Strategy & Governance

Date Created: 13 September 2022

Review Date: 13 October 2022

